

# OIL CLEANSER

4 oz | 9 ingredients



## NOT YOUR TRADITIONAL CLEANSING OIL

Typical oil cleansers work great for preserving natural skin oils but don't wash off completely, leaving your skin feeling greasy. EPICUTIS® Oil Cleanser uses two special botanical based fatty acids that when in contact with water create a mild cleansing action to leave the skin feeling soft, cleansed and not greasy.

We redefine how you clean your skin by using gentle yet effective oils to remove unwanted dirt, makeup, and oil without stripping your skin of what it needs.

Meadowfoam Seed Oil and Sunflower Seed Oil help unclog pores while melting away makeup, dirt, sebum, and sunscreen – creating a combination of powerful responsibly sourced botanicals to clean your skin the right way.

### Cleansing, Soothing + Refreshing Ingredients:

- HYVIA® to boost hydration and strengthen the skin barrier
- Hinoki Wood Oil to cleanse and calm skin
- Meadowfoam Seed Oil to unclog pores and hydrate
- Sunflower Seed Oil to melt away dirt and makeup



9 INGREDIENTS

INDIVIDUAL 120ML | 4 FL OZ  
CLEANSING ESSENTIALS SET 100ML | 3.38 FL OZ

## INSTRUCTIONS/USAGE

**Daily Protocol:** Dispense 2-3 pumps of Oil Cleanser onto clean, dry hands, and apply to a dry face. Use your fingertips to gently massage the cleanser into your skin in circular motions. Add a small amount of water to finger tips to emulsify the product, then rinse it thoroughly with water. For optimal results, use morning and night.

*Safe to remove eye makeup, but will not remove false lashes.*

**Pre-Treatment:** We recommend using the Oil Cleanser for a minimum of 10-14 days prior to ablative aesthetic treatments.

**Post-Treatment:** To speed barrier repair, soothe inflammation, and instantly reduce the appearance of redness, apply Oil Cleanser 24-48 hours after treatment, and repeat up to four times daily for as long as symptoms persist.




Before

After

### Oil Cleanser | Lipid Serum | Hyvia® Crème

**Left:** Before using EPICUTIS®

**Right:** After using EPICUTIS® (1 month)



scan to learn more  
about this product

## ALL THE BENEFITS OF AN OIL CLEANSER WITHOUT THE RESIDUE LEFT BEHIND

### CLEANSING OIL FORMULATION

Helianthus Annuus (Sunflower) Seed Oil, Limnanthes Alba (Meadowfoam) Seed Oil, Polyglyceryl-2 Sesquioleate, Macadamia Integrifolia Seed Oil, Polyglyceryl-2 Caprate, Chamaecyparis Obtusa Wood Oil, Salvia Hispanica Seed Oil, Tocopherol, Oryza Sativa (Rice) Bran Oil

EPICUTIS®

EPICUTIS®  
SIGNUM  
SCIENCE

EPICUTIS®

EPICUTIS®  
SIGNUM  
SCIENCE

# ENZYME EXFOLIATING POWDER

1.1 oz | 8 ingredients



## EXFOLIATING WITH EASE

Made with naturally occurring enzymes to gently exfoliate your skin, EPICUTIS® Enzyme Exfoliating Powder will leave your skin feeling smooth and renewed.

Rather than using microbeads or acids, our exfoliator harnesses the activity of natural enzymes to help gently break down dead skin cells and excess oils to boost turnover.

Natural enzymes Protease and Lipase work to boost natural turnover, while Sodium Lauroyl Glutamate aids in gently cleansing the skin without stripping away essential moisturization. A gentle exfoliation that also reduces inflammation.

### Renewing + Exfoliating Ingredients:

- TSC promotes skin repair and calms the skin
- Protease and Lipase boosts natural skin turnover
- Sodium Lauroyl Glutamate cleanses the skin while retaining hydration



8 INGREDIENTS

32G | 1.1 OZ

## INSTRUCTIONS/USAGE

**Weekly Protocol:** Dispense dime-sized amount of Enzyme Exfoliating Powder onto clean, dry hands, then add 2-3 pumps of Oil Cleanser to the powder. Rub your hands together to dissolve the mixture and apply to dry skin. Using your fingertips, gently massage the combined product into your skin in circular motions, taking care to avoid your eyes. Continue massaging for about 1 minute, then add a small amount of water to activate the enzyme massaging for 30 seconds. Finally, rinse your face with water. For optimal results, use this treatment 1-2 times per week at night.

### Double Cleanse Regimen - Avoiding Detergents:

If you are someone who likes to double cleanse there is no need for an additional product. We recommend starting with our Oil Cleanser by itself on dry skin right over makeup, rinse and towel dry. Then proceed with a second cleanse using our Oil Cleanser and Enzyme Exfoliating Powder together. This will leave your skin clean, lightly exfoliated, and hydrated. For best results follow any exfoliation treatment with our Lipid Recovery Mask for a treatment at home.

**Pre-Post Procedure Protocol:** Follow your provider's recommendations.



Oil Cleanser | Enzyme Exfoliant | Lipid Serum | Hyvia® Crème

**Top:** Before using EPICUTIS®

**Bottom:** After using EPICUTIS® (24 days)

## HARNESSES THE ACTIVITY OF NATURAL ENZYMES TO HELP GENTLY BREAKDOWN DEAD SKIN CELLS...

### ENZYME EXFOLIATING POWDER FORMULATION

Sodium Lauroyl Glutamate, Synthetic Fluorphlogopite, Silica, Maltodextrin, Disodium Tetramethylhexadecenyl Succinoyl Cysteine, Protease, Lipase

EPICUTIS®

SIGNUM  
SCIENCE  
BY  
DESIGN

EPICUTIS®

SIGNUM  
SCIENCE  
BY  
DESIGN

# LIPID SERUM

1 oz | 8 ingredients



## PURE MINIMALIST MAGIC

With only eight ingredients, this gentle formula is an essential member of your healing arsenal.

With therapeutic concentrations of TSC, our patented anti-inflammatory ingredient, this silky serum delivers an instant dose of relief for inflamed, stressed, sensitive or post-procedure skin—PLUS proven skin-health benefits that build over time.

Thanks to the lipid-like properties of TSC, EPICUTIS® Lipid Serum absorbs quickly—carrying a network of calming nutrients beneath the skin's surface to soothe redness and fight collagen break down at the cellular level.

### Soothing, Smoothing + Strengthening Ingredients:

- TSC to instantly lock in hydration + calm inflammation
- Hyaluronic acid to instantly boost skin's moisture level
- Propanediol for skin plumping + anti-microbial benefits
- Glycerin to help serum glide gently across skin's surface



8 INGREDIENTS

30ML | 1 FL OZ

## INSTRUCTIONS/USAGE

**Daily Protocol:** Apply a pea-sized amount of serum to clean fingertips. Gently spread it evenly over your face until it is fully absorbed. For your neck and décolleté, use an additional drop. For optimal results, use morning and night.

**Pre-Treatment:** While it's never too early to start, we recommend using the Lipid Serum for a minimum of 10–14 days prior to ablative treatments.

**Post-Treatment:** With only the most soothing ingredients, Lipid Serum is safe to use immediately following any treatment; it can be applied up to four times daily, as long as redness, inflammation and other post-procedure symptoms persist.




Before

After

### Lipid Serum | Arctigenin Brightening Treatment

**Left:** Before using EPICUTIS®

**Right:** After using Lipid Serum twice and Arctigenin Brightening Treatment (24 hours later)



scan to learn more about this product

WITH ONLY EIGHT INGREDIENTS,  
THIS GENTLE FORMULA IS AN ESSENTIAL  
MEMBER OF YOUR HEALING ARSENAL.

## LIPID SERUM FORMULATION

Water, Propanediol, Pentylene Glycol, Glycerin, Sodium Hyaluronate, Disodium Tetramethylhexadecenyl Succinoyl Cysteine, Sodium Phytate, Citric Acid

EPICUTIS®

EPICUTIS®  
SIGNUM

EPICUTIS®

EPICUTIS®  
SIGNUM

# HYVIA® CRÈME

1.7 oz | 24 ingredients



## PUTTING THE TREAT IN TREATMENT

This rich, velvety treatment crème is the perfect marriage of nature and science—our proprietary powerhouses, backed by a fresh crop of pure, responsibly sourced botanicals with proven skin benefits.

HYVIA®, a patented moisturizing agent derived from organic non-GMO chia seed oil, instantly drenches the skin in deep hydration while blocking blue light damage. DSD works to shield the skin from harmful aggressors like UV rays.

Shea butter and evening primrose extract are also hard at work, helping the skin absorb and retain key nutrients and anti-oxidants—for a complexion that instantly looks plump and dewy, with additional skin-health benefits that build over time.

### Plumping, Protecting + Empowering Ingredients:

- HYVIA® to boost hydration + barrier function
- DSD to help protect skin from environmental aggressors
- Shea butter for deep conditioning with a dewy finish
- Evening primrose extract to brighten + fade hyperpigmentation



24 INGREDIENTS

50ML | 1.7 FL OZ

## INSTRUCTIONS/USAGE

**Daily Protocol:** Apply a pea-sized amount to generously cover the face, neck, décolleté, and eye area. Gently spread and press until absorbed into the skin. For optimal results, use morning and night.

**Pre-Treatment:** While it's never too early to start, we recommend using Hyvia® Crème for a minimum of 10–14 days prior to ablative treatments.


**Post-Treatment:** To speed barrier repair, soothe inflammation and instantly reduce the appearance of redness, apply Hyvia® Crème 24–48 hours after treatment, and repeat up to four times daily for as long as symptoms persist.



### Oil Cleanser | Lipid Serum | Hyvia® Crème

**Top:** Before using EPICUTIS®

**Bottom:** After using EPICUTIS® (5 months)



scan to learn more about this product

## HYVIA®, A PATENTED MOISTURIZING AGENT PROVIDING SKIN NOURISHMENT THAT LASTS

### HYVIA® CRÈME FORMULATION

Water, Caprylic/ Capric Triglyceride, Propanediol, Glycerin, Butyrospermum Parkii (Shea) Butter, Pentylene Glycol, Limnanthes Alba Meadowfoam Seed Oil, Glyceryl Stearate SE, Stearyl Alcohol, Steareth-20, Tocopherol, Salvia Hispanica Seed Oil, DSD (Disodium S-Phytyl Diglycolylcysteine), Spilanthes Acmella Flower Extract, Ceramide NP, Isocetyl Alcohol, Cetyl Alcohol, Phytosterols, Ferulic Acid, Oenothera Biennis (Evening Primrose) Seed Extract, Butylene Glycol, Carbomer, Sodium Phytate, Potassium Hydroxide

# ARCTIGENIN BRIGHTENING TREATMENT

1.0 oz | 19 ingredients



## THE FUTURE OF SKIN BRIGHTENING

This groundbreaking, luminous treatment is a testament to the power of clean beauty—our innovative formulation combines cutting-edge science with pure, ethically sourced botanicals for unparalleled skin-brightening results.

ABSO, our proprietary extract derived from burdock seed, works in harmony with HYVIA®, a patented moisturizer from organic non-GMO chia seed oil, to deliver intense hydration while combating dark spots and uneven tone. Canadian white pine bark extract provides additional protection against environmental stressors.

Signum Biosciences technology ensures these potent ingredients penetrate deeply, free from preservatives and unnecessary additives—for a complexion that instantly radiates with a natural glow, while promoting long-term skin health and evenness that improves over time.

### Brightening, Soothing + Illuminating Ingredients:

- ABSO to brighten skin tone
- HYVIA® to boost hydration + barrier function
- DSD to help protect skin from environmental aggressors
- Ferulic Acid to neutralize free radical damage



19 INGREDIENTS

30ML | 1.0 OZ




Before

After

### Arctigenin Brightening Treatment

**Left:** Before using EPICUTIS®

**Right:** After using EPICUTIS® twice a day for 8 weeks



scan to learn more  
about this product

## INSTRUCTIONS/USAGE

**Daily Use Protocol:** Apply a pea-sized amount of **Arctigenin Brightening Treatment** to your face, neck, décolleté, and targeted areas. Use your fingertips to spread the product evenly across each area. For optimal results, use morning and night following the **Lipid Serum**. Can be followed with **Hyvia® Crème** for intense hydration, or solely as a finishing product.

**Pre-Treatment Protocol:** While it's never too early to start, we recommend using the **Lipid Serum** and **Hyvia® Crème** and/or **Arctigenin Brightening Treatment** for a minimum of 10–14 days prior to ablative treatments.

**Post-Treatment Protocol:** To speed barrier repair, soothe inflammation and instantly reduce the appearance of redness, apply **Arctigenin Brightening Treatment** 24–48 hours after treatment, and repeat up to four times daily for as long as symptoms persist.



## AFTER 6 YEARS OF R&D SIGNUM BIOSCIENCES LAUNCHES THE FIRST BRIGHTENING PRODUCT TO MARKET WITH ANTI-INFLAMMATORY BENEFITS

### ARCTIGENIN BRIGHTENING TREATMENT FORMULATION

Water, Squalane, Propanediol, Glycerin, Pentylene Glycol, Glyceryl Stearate SE, Arctium Lappa Seed Oil, Triethyl Citrate, Pinus Strobus Bark Extract, Salvia Hispanica Seed Oil, Disodium S-Phytyl Diglycolylcysteine, Tocopherol, Ferulic Acid, Maltodextrin, Stearyl Alcohol, Steareth-20, Sodium Phytate, Carbomer, Potassium Hydroxide

EPICUTIS

SIGNUM BIOSCIENCES

EPICUTIS

SIGNUM BIOSCIENCES

# LIPID SHIELD SPF 30

1.7 oz | 39 ingredients



## PROTECTION THAT MOVES WITH YOU

EPICUTIS® Lipid Shield is a daily-use, tinted, mineral-based sunscreen formulated with non-nano zinc oxide to provide SPF 30 protection while actively supporting skin health. Highlighted by proprietary IPC technology developed at Princeton University, TSC reduces redness and inflammation caused by UV exposure, minimizes the appearance of fine lines and wrinkles, and protects against collagen breakdown.

To further enhance the skin's resilience under sun exposure, the formula combines soothing and anti-oxidant rich botanicals. Bisabolol, a natural compound from chamomile, calms and relieves irritated skin, while Dipotassium Glycyrrhizinate, derived from licorice root, helps reduce redness and even skin tone. Aloe Vera Extract provides hydration and anti-oxidant defense, supporting the skin's barrier and recovery process after sun exposure.

Free from chemical UV filters, preservatives, and harsh additives, EPICUTIS® Lipid Shield delivers clean (EWG Verified®), effective sun protection.



39 INGREDIENTS

50ML | 1.7 FL OZ



### Shielding, Balancing + Soothing Ingredients:

- Zinc Oxide to block UV damage
- TSC to decrease redness + fight inflammation + prevent collagen break down + reduces uv damage
- Dipotassium Glycyrrhizinate to decrease redness + even skin tone
- Aloe Vera Extract to provide hydration + anti-oxidant defense

## INSTRUCTIONS/USAGE

**Usage:** Apply liberally on dry skin following your morning routine at least 15 minutes before sun exposure.

**Drug Facts:** For topical use only. Keep out of reach of children. Children under 6 months: ask a doctor. Sun Protection Measures: Spending time in the sun increases your risk of skin cancer and early skin aging. To decrease this risk, regularly use a sunscreen with a Broad Spectrum SPF value of 30 or higher and other sun protection measures including: Limit time in the sun, especially from 10 a.m. - 2 p.m. Wear long sleeved shirts, pants, hats, and sunglasses. Reapply to dry skin after 80 minutes of swimming or sweating immediately after towel drying at least every 2 hours.

**Pre-Treatment Protocol:** While it's never too early to start, we recommend using the Lipid Shield for a minimum of 10–14 days prior to ablative treatments.

**Post-Treatment Protocol:** To continuously protect your skin and ensure full recovery, the Lipid Shield is safe to use 48 hours post ablative treatment. (24 hours post non-ablative)



## A HIGH-PERFORMANCE, MINERAL SUNSCREEN THAT'S CLEAN, CLINICALLY BACKED AND SWEAT-READY.

### LIPID SHIELD SPF 30 INGREDIENTS

Water (Aqua), Caprylic/Capric Triglyceride, Cetearyl Alcohol, Coconut Alkanes, Glycerin, Aloe Barbadensis Leaf Juice, Argania Spinosa Kernel Oil, Glyceryl Caprylate, Coco-Glucoside, Phaeodactylum Tricornutum Extract, Butyrospermum Parkii (Shea) Butter, Helianthus Annuus (Sunflower) Seed Oil, Disodium Tetramethylhexadecenyl Succinoyl Cysteine, Oryza Sativa Starch, Bisabolol, Dipotassium Glycyrrhizinate, Sodium Phytate, Xanthan Gum, Sclerotium Gum, Cetearyl Glucoside, Polyhydroxystearic Acid, Polyglyceryl-3 Polyricinoleate, Isostearic Acid, Lecithin, Dimethicone, Coco-Caprylate/Caprinate, Caprylyl/Capryl Glucoside, Caprylhydroxamic Acid, Tocopherol, Beta-Sitosterol, Squalene, Triethoxycaprylylsilane, May Contain: Iron Oxide (CI 77491, CI77492, CI77499)

# LIPID BODY TREATMENT

7.4 oz | 19 ingredients



## BRINGING THE BEST TO THE REST OF YOU

Upgrade your daily routine with our new and unique body gel, to provide the rest of your body with unparalleled hydration paired with firming and tightening benefits. HYVIA® instantly hydrates your skin, lasting up to 24 hours with just one application of our Lipid Body Treatment.

Formulated with highly concentrated botanical extracts like Lychee Seed Extract and Spilanthes Acmella Flower to firm and tighten the skin by reducing fat tissue thickness, neo vascular activity (formation of new veins), and an overall reduction of the appearance of loose and crepey skin.

You can feel the gel in action as Glucosyl Hesperidin improves capillary circulation and increases the temperature of the applied area. Experiencing mild heat is normal during your initial applications, but may subside over time as use increases.

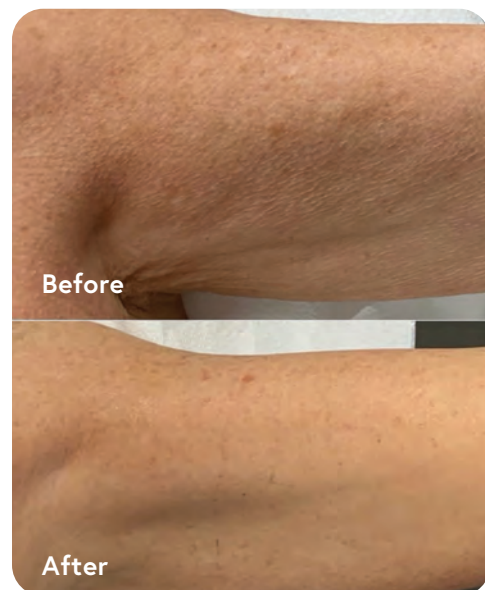
### Firming, Tightening + Hydrating Ingredients:

- HYVIA® to boost hydration + barrier function
- Spilanthes Acmella Flower Extract to firm + tighten skin
- Lychee Seed Extract to reduce fat tissue thickness
- Glucosyl Hesperidin to decrease neovascularization



19 INGREDIENTS


220ML | 7.4 FL OZ



### Lipid Body Treatment

**Top:** Before using EPICUTIS®

**Bottom:** After using EPICUTIS® (1 month)



scan to learn more about this product

## INSTRUCTIONS/USAGE

**Daily Protocol:** Apply 2-3 pumps to clean hands. Evenly distribute to arms, torso, and legs, and massage into the skin. Optional to use on neck and décolleté for a firming and tightening effect. Use twice daily. For added benefit gently exfoliate once per week. Experiencing mild heat is normal.

**Pre-Treatment:** We recommend using the **Lipid Body Treatment** for a minimum of 10–14 days prior to ablative treatments.

**Post-Treatment:** To speed barrier repair, soothe inflammation and instantly reduce the appearance of redness, apply **Lipid Body Treatment** 24–48 hours after treatment, and repeat up to four times daily for as long as symptoms persist.

*The Lipid Body Treatment is an essential pairing with any body treatment done in the clinic to enhance your patients results at home.*



## INSTANTLY HYDRATES YOUR SKIN, WITH A CLEAN FORMULATION THAT FIRMS AND TIGHTENS

### LIPID BODY TREATMENT FORMULATION

Water, Propanediol, Caprylic/ Capric Triglyceride, Hydroxyethyl Urea, Pentylene Glycol, Glycerin, Ammonium Acryloyldimethyltaurate/VP Copolymer, Caffeine, Triethyl Citrate, Salvia Hispanica Seed Oil, Spilanthes Acmella Flower Extract, Sodium Hyaluronate, Nepheium Longana Seed Extract, Glucosyl Hesperidin, Tocopherol, Dihydroxylignoceroyl Phytosphingosine, Ceramide AP, Sodium Phytate, Citric Acid

# HYDROBIOME MIST

1.7 oz | 12 ingredients



## BALANCE YOUR BIOME

This advanced treatment mist reflects the latest in microbiome science—pairing clinical efficacy with a clean, biotic-enhanced formulation to hydrate, calm, and strengthen our skin.

Lactobacillus Ferment, a postbiotic, works with prebiotic Maltodextrin and Hinoki Wood Oil to promote microbial balance and boost anti-microbial peptides, reducing inflammation and enhancing skin barriers. Our Activated Grape Seed Extract (AGSE) provides anti-oxidant protection six times stronger than Vitamin C, while Glucosylrutin shields against UV and blue light damage.

### Hydrating, Soothing + Balancing Ingredients:

- Lactobacillus Ferment to balance microbiome
- AGSE provides strong anti-oxidant properties
- Hinoki Wood Oil to provide anti-microbial benefits
- Maltodextrin to provide fuel for beneficial microbes
- Glucosylrutin calms inflamed + sensitive skin




12 INGREDIENTS

50ML | 1.7 FL OZ



A SKIN-BALANCING SPRAY DESIGNED TO HYDRATE, PROTECT, AND SUPPORT THE SKIN'S NATURAL MICROBIOME



scan to learn more about this product

## INSTRUCTIONS/USAGE

**Daily Protocol:** Shake well before applying. Apply 2-3 sprays of EPICUTIS® Hydrobiome Mist to evenly coat your face, neck, and décolleté. Use twice daily or as needed to promote a healthy microbiome and lock in hydration.

**Pre-Treatment:** While it's never too early to start, we recommend using the Hydrobiome Mist for a minimum of 10–14 days prior to ablative treatments.

**Post-Treatment:** To continuously promote hydration and strengthen our barrier, the Hydrobiome Mist is safe to use 24 hours post ablative treatment.



THE HYDROBIOME TAKES MISTS BEYOND JUST HYDRATION AND CREATES A FUNCTIONAL, ELEGANT EXPERIENCE

## HYDROBIOME MIST FORMULATION

Aqua/Water/Eau, Propanediol, Pentylene Glycol, Glycerin, PPG-13-Decyltetradeceth-24, Chamaecyparis Obtusa Wood Oil, Vitis Vinifera (Grape) Seed Extract, Lactobacillus Ferment, Maltodextrin, Glucosylrutin, Sodium Phytate, Citric Acid

# LIPID RECOVERY MASK

0.7 oz per mask | 9 ingredients



## A MASK FOR RAPID RECOVERY

An ultra-concentrated version of our Lipid Serum delivered through a bio-cellulose mask, this deeply healing treatment instantly calms and soothes our skin in as little as 10–15 minutes.

Unlike traditional sheet masks, this bio-cellulose material form fits your skin covering every inch of your face to deliver its highly concentrated formulation. Made from a special fermentation process, the bio-cellulose is made from organic material to help improve the delivery of actives when compared with paper.

Feel the mask instantly reduce heat, irritation, and the appearance of redness after just one use!

We recommend adding the Lipid Recovery Mask to your day or night routine at least once per week so you can experience the benefits of 1% TSC.

### Hydrating, Soothing + Balancing Ingredients:

- Helps reduce the appearance of redness
- Promotes healthier looking skin
- Improves skin texture appearance
- Leaves skin feeling smoother and tighter



9 INGREDIENTS

PER MASK 0.7 OZ




Before

After

### Lipid Recovery Mask

Left: Post Microneedling - Before using EPICUTIS®

Right: After using EPICUTIS® (30 minutes)




scan to learn more about this product

## INSTRUCTIONS/USAGE

**Weekly Protocol:** After removing the mask from the pouch, peel away the white protective sheet and apply the mask to your face. Once the mask is in place, remove the outer blue layer to reveal the bio-cellulose material underneath. Using your fingertips, smooth the mask evenly over your face. Leave it on for 15 minutes, then remove it. Use your fingertips to press any remaining product into your skin. No need to rinse. Finish with Hyvia® Crème and Arctigenin Brightening Treatment together or one of your choosing.

**Pre-Treatment:** While it's never too early to start using any EPICUTIS® products, we recommend using our Lipid Recovery Mask 1–2 days prior to ablative treatments.

**Post-Treatment:** To soothe inflammation and speed repair, apply our Lipid Recovery Mask immediately after treatment, and repeat once daily for as long as symptoms persist.



## AVAILABLE FOR



FACE



NECK + DÉCOLLETÉ

OUR MOST CONCENTRATED PRODUCT DELIVERED THROUGH THE POWER OF BIO-CELLULOSE

### LIPID RECOVERY MASK FORMULATION

Water, Propanediol, Glycerin, Pentylene Glycol, Disodium Tetramethylhexadecenyl Succinoyl Cysteine, Sodium Hyaluronate, Zinc Gluconate, Hydrolyzed Sodium Hyaluronate, Sodium Phytate, Citric Acid

EPICUTIS

SIGNUM RESEARCH

EPICUTIS

SIGNUM RESEARCH

# LIPID RECOVERY MASK FOR EYES

0.21 oz each | 19 ingredients



## SAY GOODBYE TO TIRED EYES

Dark under eye circles are difficult to remove and requires a delicate touch given the sensitivity of the orbital rim. An under-eye product should be sensitive, break down under-eye dark circles, and provide essential hydration.

QFC fights inflammation while promoting moisturization via Aquaporin-3. In cells and 3D human skin models QFC is shown to boost heme oxygenase-1 (HO-1), which helps to clear free heme and in turn reduces the appearance of under-eye dark circles.

These unique bio-cellulose patches are the first to deliver two of our innovative IPC active ingredients in one product with both TSC and QFC fighting inflammation.

### Hydrating + Revitalizing Ingredients:

- TSC to instantly lock in hydration + calm inflammation
- QFC to reduce the appearance of under eye dark circles
- Caffeine to reduce puffiness and promote circulation
- Multiple weight HA for maximum hydration in multiple layers of skin



19 INGREDIENTS


PER EYE MASK 0.21 OZ



### Lipid Recovery Mask for Eyes

**Top:** Before using EPICUTIS®

**Bottom:** After using EPICUTIS® (15 minutes)



scan to learn more about this product

## INSTRUCTIONS/USAGE

**Weekly Protocol:** Tear open pouch, remove mask from tray. Remove protective white mesh layer and apply under eyes. Adjust the mask to contour, then remove the protective blue layer. Smooth the mask evenly on the skin. Leave on for 10-15 minutes. Remove mask and discard. Gently massage any remaining liquid into the skin. Do not rinse. Finish with either/or our Hyvia® Crème and Arctigenin Brightening Treatment.

**Pre-Treatment:** While it's never too early to start using any EPICUTIS® products, we recommend using our Lipid Recovery Mask for Eyes 1-2 days prior to ablative treatments.

**Post-Treatment:** To soothe inflammation and speed repair, apply our Lipid Recovery Mask for Eyes immediately after treatment, and repeat once daily for as long as symptoms persist.



## CONTAINING TWO OF OUR INNOVATIVE IPC ACTIVE INGREDIENTS IN ONE MULTI-FUNCTIONAL PRODUCT

### LIPID RECOVERY MASK FOR EYES FORMULATION

Water, Glycerin, Propanediol, Pentylene Glycol, Caffeine, Disodium Tetramethylhexadecenyl Succinoyl Cysteine, Acetylglutaminoyl Farnesylcysteine, Sodium Hyaluronate, Hydrolyzed Sodium Hyaluronate, PPG-13-Decyltetradeceth-24, Sodium Phytate, Citric Acid